



Individual Report Fall 2024 for MATH 3400 100 - Elementary Differential Equations (Todd Young)

Project Title: **Course Evaluation Fall 2024**

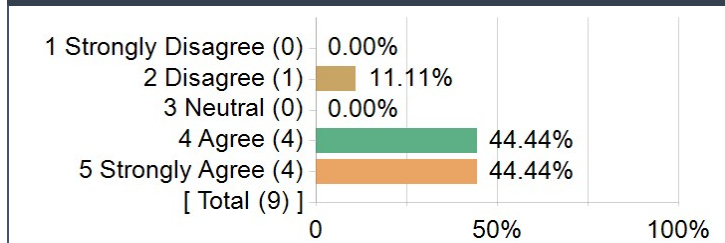
Course Audience: **36**
Responses Received: **9**
Response Ratio: **25.00%**

Prepared by: **Joseph Scowden**
Creation Date: **Sunday, December 22, 2024**

Instructor Evaluation: Todd Young

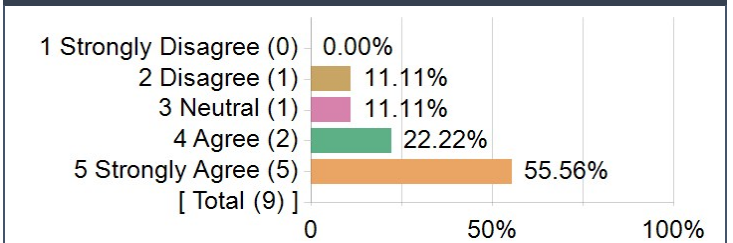
Competency Statistics	Value
Mean	4.37
Median	5.00
Mode	5
Standard Deviation	0.92
Standard Error (base on SD)	0.12
Population Standard Deviation	0.91
Standard Error (base on PSD)	0.12

1. Instructor created an environment that was conducive to learning.



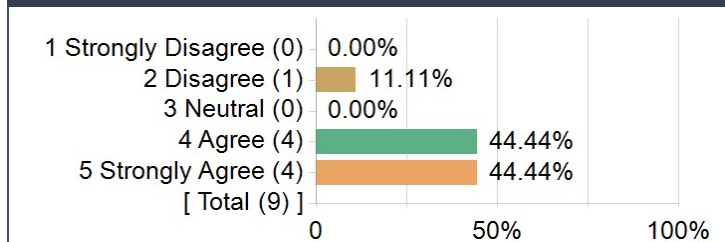
Statistics	Value
Response Count	9
Mean	4.22
Median	4.00
Mode	4, 5
Standard Deviation	0.97
Population Standard Deviation	0.92
Standard Error (base on SD)	0.32
Standard Error (base on PSD)	0.31

2. Instructor gave clear explanations.



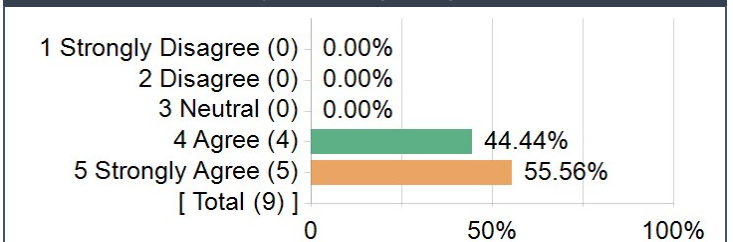
Statistics	Value
Response Count	9
Mean	4.22
Median	5.00
Mode	5
Standard Deviation	1.09
Population Standard Deviation	1.03
Standard Error (base on SD)	0.36
Standard Error (base on PSD)	0.34

3. Instructor used helpful examples and illustrations.



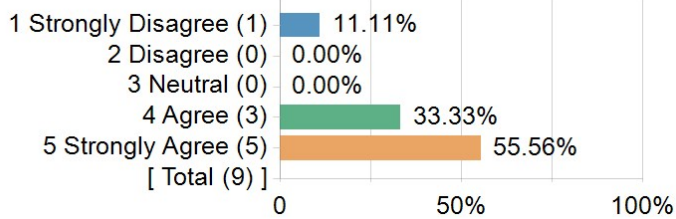
Statistics	Value
Response Count	9
Mean	4.22
Median	4.00
Mode	4, 5
Standard Deviation	0.97
Population Standard Deviation	0.92
Standard Error (base on SD)	0.32
Standard Error (base on PSD)	0.31

4. Instructor consistently followed grading criteria.



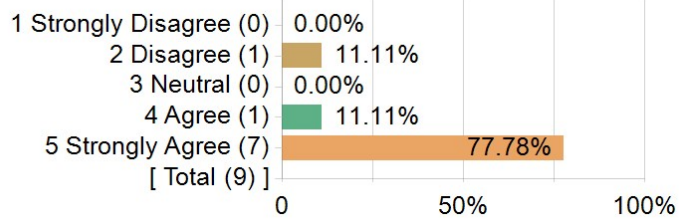
Statistics	Value
Response Count	9
Mean	4.56
Median	5.00
Mode	5
Standard Deviation	0.53
Population Standard Deviation	0.50
Standard Error (base on SD)	0.18
Standard Error (base on PSD)	0.17

5. Instructor provided useful feedback.



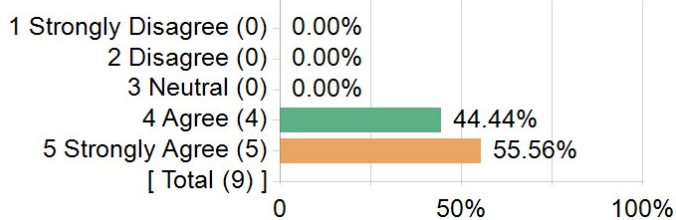
Statistics	Value
Response Count	9
Mean	4.22
Median	5.00
Mode	5
Standard Deviation	1.30
Population Standard Deviation	1.23
Standard Error (base on SD)	0.43
Standard Error (base on PSD)	0.41

6. Instructor provided timely feedback.



Statistics	Value
Response Count	9
Mean	4.56
Median	5.00
Mode	5
Standard Deviation	1.01
Population Standard Deviation	0.96
Standard Error (base on SD)	0.34
Standard Error (base on PSD)	0.32

7. Instructor was available for assistance outside of class.

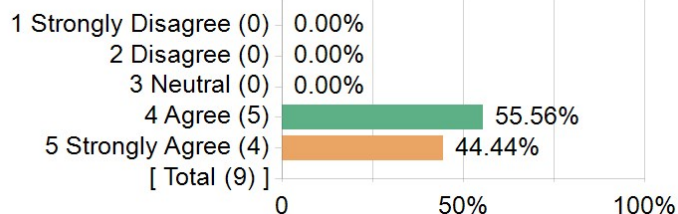


Statistics	Value
Response Count	9
Mean	4.56
Median	5.00
Mode	5
Standard Deviation	0.53
Population Standard Deviation	0.50
Standard Error (base on SD)	0.18
Standard Error (base on PSD)	0.17

Course Evaluation:

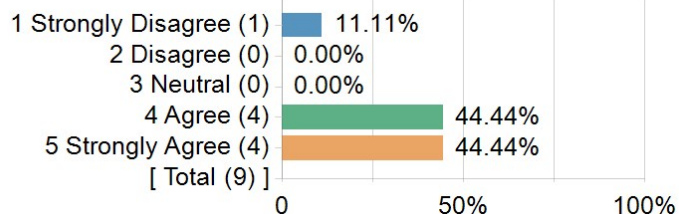
Competency Statistics	Value
Mean	4.34
Median	5.00
Mode	5
Standard Deviation	0.91
Standard Error (base on SD)	0.14
Population Standard Deviation	0.90
Standard Error (base on PSD)	0.14

1. Outside class activities (readings, assignments, homework, problem sets, etc.) helped me to understand the subject.



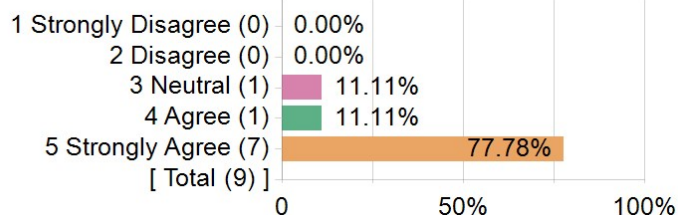
Statistics	Value
Response Count	9
Mean	4.44
Median	4.00
Mode	4
Standard Deviation	0.53
Population Standard Deviation	0.50
Standard Error (base on SD)	0.18
Standard Error (base on PSD)	0.17

2. In-class activities (lecture, discussion, handouts, group-work, etc.) contributed to my understanding of the subject.



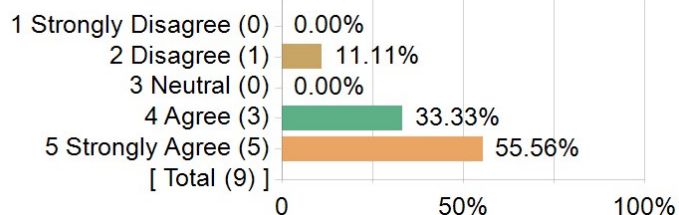
Statistics	Value
Response Count	9
Mean	4.11
Median	4.00
Mode	4, 5
Standard Deviation	1.27
Population Standard Deviation	1.20
Standard Error (base on SD)	0.42
Standard Error (base on PSD)	0.40

3. This course challenged me intellectually.



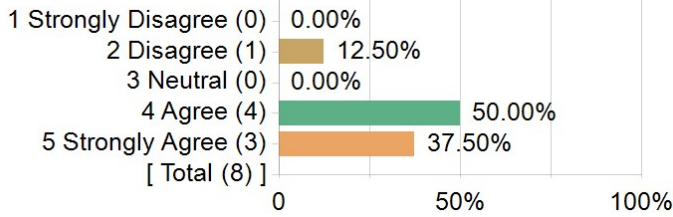
Statistics	Value
Response Count	9
Mean	4.67
Median	5.00
Mode	5
Standard Deviation	0.71
Population Standard Deviation	0.67
Standard Error (base on SD)	0.24
Standard Error (base on PSD)	0.22

4. Course grading criteria were communicated clearly.



Statistics	Value
Response Count	9
Mean	4.33
Median	5.00
Mode	5
Standard Deviation	1.00
Population Standard Deviation	0.94
Standard Error (base on SD)	0.33
Standard Error (base on PSD)	0.31

5. Course objectives were met.

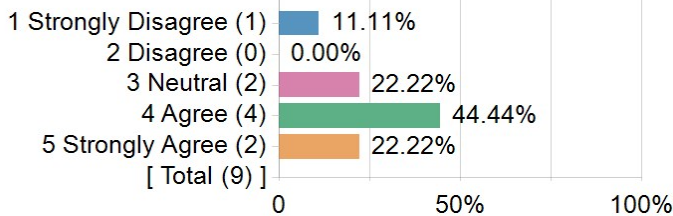


Statistics	Value
Response Count	8
Mean	4.13
Median	4.00
Mode	4
Standard Deviation	0.99
Population Standard Deviation	0.93
Standard Error (base on SD)	0.35
Standard Error (base on PSD)	0.33

Additional Questions

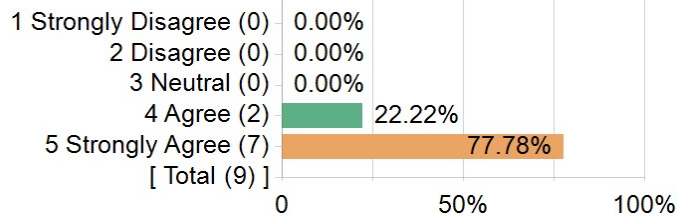
Competency Statistics	Value
Mean	4.20
Median	4.00
Mode	5
Standard Deviation	1.10
Standard Error (base on SD)	0.16
Population Standard Deviation	1.09
Standard Error (base on PSD)	0.16

1. Instructor encouraged participation.



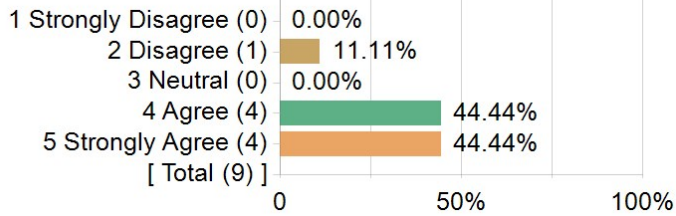
Statistics	Value
Response Count	9
Mean	3.67
Median	4.00
Mode	4
Standard Deviation	1.22
Population Standard Deviation	1.15
Standard Error (base on SD)	0.41
Standard Error (base on PSD)	0.38

2. Instructor was respectful to students.



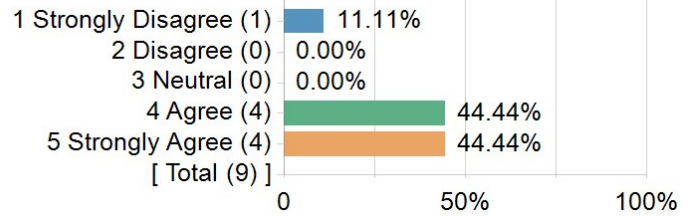
Statistics	Value
Response Count	9
Mean	4.78
Median	5.00
Mode	5
Standard Deviation	0.44
Population Standard Deviation	0.42
Standard Error (base on SD)	0.15
Standard Error (base on PSD)	0.14

3. Examinations were a good test of my knowledge.



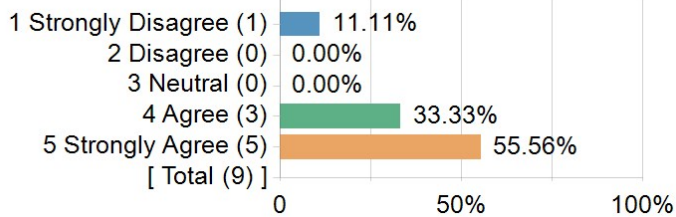
Statistics	Value
Response Count	9
Mean	4.22
Median	4.00
Mode	4, 5
Standard Deviation	0.97
Population Standard Deviation	0.92
Standard Error (base on SD)	0.32
Standard Error (base on PSD)	0.31

4. Overall, considering its content, design and structure, this course was excellent.



Statistics	Value
Response Count	9
Mean	4.11
Median	4.00
Mode	4, 5
Standard Deviation	1.27
Population Standard Deviation	1.20
Standard Error (base on SD)	0.42
Standard Error (base on PSD)	0.40

5. Instructor was an effective teacher.



Statistics	Value
Response Count	9
Mean	4.22
Median	5.00
Mode	5
Standard Deviation	1.30
Population Standard Deviation	1.23
Standard Error (base on SD)	0.43
Standard Error (base on PSD)	0.41

What do you consider to be the greatest STRENGTH of the INSTRUCTOR?

Comments
I think Professor Young was very accommodating to the classes needs by giving relevant examples for potential quiz and exam problems, assigning useful homework, and grading fairly.
Approachability, friendliness, and consistency in the sense of timeliness of grading, lecture format, and weekly short quizzes. I wish more classes had short weekly "check in" quizzes like that.
Understands the subjects very well and is very knowledgeable
Dr Young is very precise in his lecture material, and the practice questions he prepares for class and as part of his lectures are always highly relevant to both exam material and what would be used most often in real world application. His preparedness and understanding of the material and what parts are most important are his biggest strengths.
He has a very clear and structured lecture style that works well with the content
Consistency, Ability to answer questions in full, Complete understanding of subject there teaching
Great professor, his explanations were clear, worked out a lot of problems which really contributed to my understanding of the subject

What do you consider to be the greatest WEAKNESS of the INSTRUCTOR? Suggestions for improvement?

Comments
N/A
He only very occasionally highlighted or emphasized the intuition surrounding topics. Even though the course is something akin to a recipe book, intuition and the relating of detailed calculations back to the big picture/fundamental concepts/overarching ideas were things that got lost in the weeds of computation.
Mumbles while standing in from of what he writes so it can be heard or read
Teaches at a fast pace and can be hard to follow at times
There are very few flaws I can think of. The only thing that comes to mind might be that some problems we do in lecture don't match the difficulty of what we see on exams, but this is mostly to save time and Dr. Young is often available and willing to go through longer problems outside of class or in the days leading up to an exam.
His lectures were a little bit more conceptual rather than practical for my liking, but that's more of a nitpick.
None
None

What do you consider to be the greatest STRENGTH of the COURSE (texts, content, etc.)?

Comments
I think the greatest strength of this course is the organization of material and relevant homework and practice problems.
Having a free textbook that has some examples with answers.
Plenty of good teachers online
Strengthened my understanding of math as a whole
The text being widely available is the greatest strength of the course. The website that hosts the book even has links to other reference materials to experiment and work on new material throughout the book.
It's difficulty rewards you for actually studying, working and going to lectures.
Professor's ability to answer students' questions clearly.
Interesting and applicable subject matter

What do you consider to be the greatest WEAKNESS of the COURSE? Suggestions for improvement?

Comments
N/A
The material that is presented cannot be well understood without having a background in linear algebra, or at the very least vector spaces, eigenspaces, and matrix algebra. If linear algebra were a prerequisite for this course, there would be more time in the semester for additional content or a deeper dive into the same content. There would also be less frustration among students; those who already had a good understanding of Linear felt nearly bored or held back at times, and those who hadn't taken Linear not only didn't understand systems of ODEs well, but in many cases they didn't know the extent to which they truly didn't understand systems of ODEs or higher order ODEs and how all of those topics relate back to Linear.
Very reliant on teaching yourself
Some concepts are difficult to grasp
I believe the pacing at the end of the course is strange, as moving to Laplace transforms seems strange after finishing up higher order methods of solving differential equations. The material is still very important but I feel that it doesn't seem that way at first since you don't apply it until you have learned much more about Laplace transforms.
Change to graded Homework. Less weight on final exam (evenly distributed).
none