



Ohio University  
Class Climate Survey System

## Survey Evaluation Results

Dear TODD YOUNG,

In this report, you will find Applied Numerical Methods results for Fall 21-22.

The overall indicator is listed first. It consists of the following scales:

- Instructor Evaluation
- Course Evaluation

The overall indicator is followed by the individual average values of the scales mentioned above. In the second part of the analysis, the average values of all individual questions are listed.

Sincerely,  
Kara Dunfee, [dunfeek@ohio.edu](mailto:dunfeek@ohio.edu)  
College of Arts & Sciences, Academics Unit

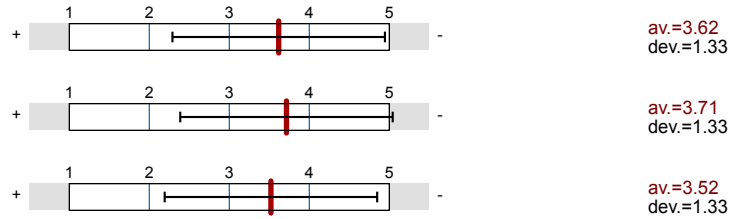


Overall indicators

Global Index

2. Instructor Evaluation

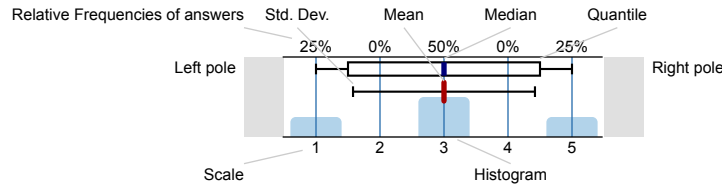
3. Course Evaluation



Survey Results

Legend

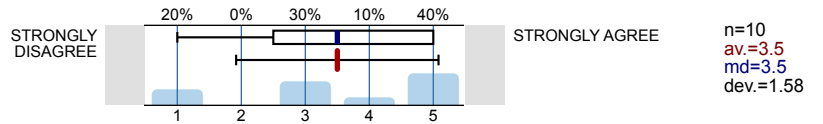
Question text



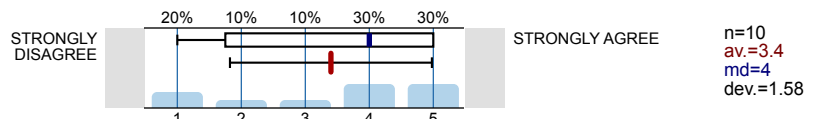
n=No. of responses  
 av.=Mean  
 md=Median  
 dev.=Std. Dev.  
 ab.=Abstention

2. Instructor Evaluation

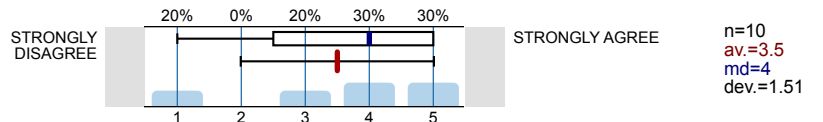
2.1) Instructor created an environment that was conducive to learning.



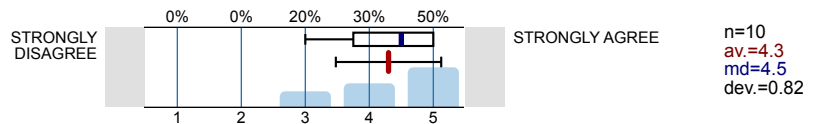
2.2) Instructor gave clear explanations.



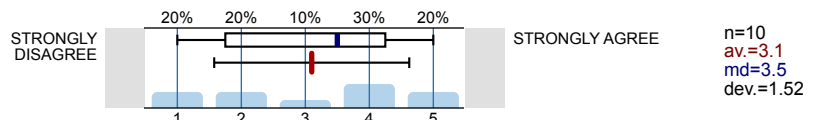
2.3) Instructor used helpful examples and illustrations.



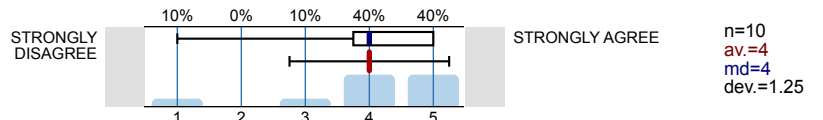
2.4) Instructor consistently followed grading criteria.



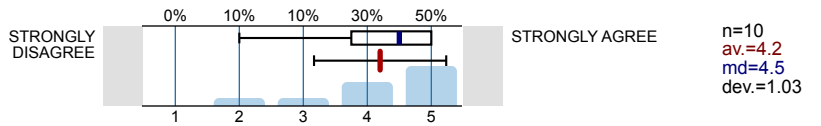
2.5) Instructor provided useful feedback.



2.6) Instructor provided timely feedback.

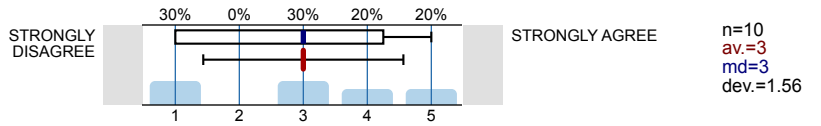


2.7) Instructor made herself or himself available for assistance outside of class.

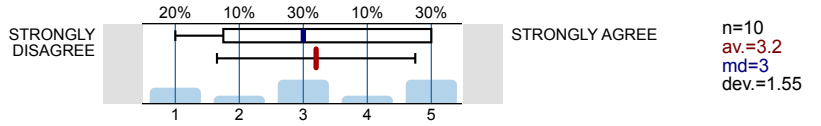


### 3. Course Evaluation

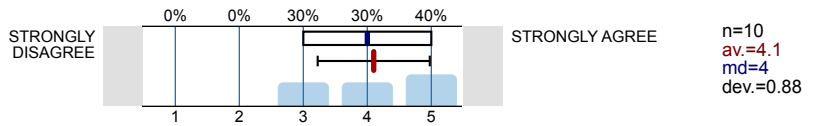
3.1) Outside class activities (readings, assignments, homework, problem sets, etc.) helped me to understand the subject.



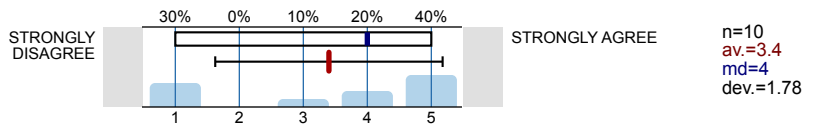
3.2) In-class activities (lecture, discussion, handouts, group-work, etc.) contributed to my understanding of the subject.



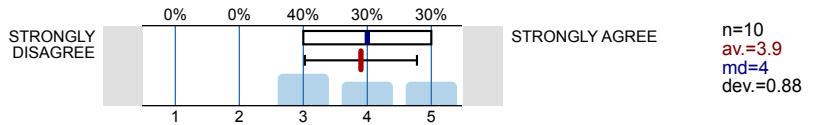
3.3) This course challenged me intellectually.



3.4) Course grading criteria were communicated clearly.

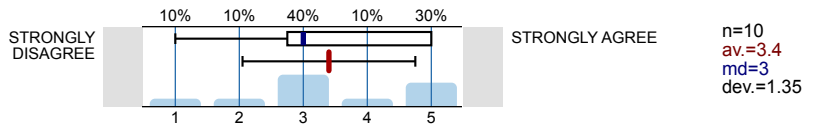


3.5) Course objectives were met.

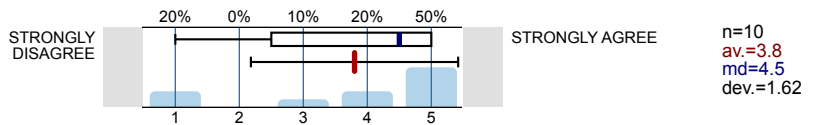


### 4. Additional Questions

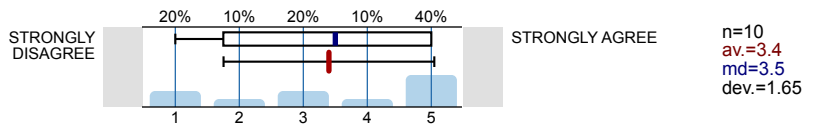
4.1) Instructor encouraged participation.



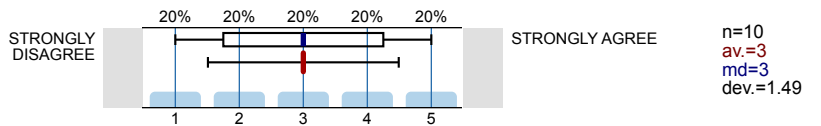
4.2) Instructor was respectful to students.



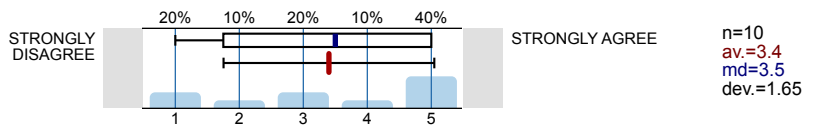
4.3) Examinations were a good test of my knowledge.



4.4) Overall, considering its content, design and structure, this course was excellent.



4.5) Instructor was an effective teacher.



# Profile

Subunit: **A&S-MATH**  
 Name of the instructor: **TODD YOUNG**  
 Name of the course: **Applied Numerical Methods (MATH3600100\_2221\_Regular)**  
 (Name of the survey)

Values used in the profile line: Mean

## 2. Instructor Evaluation

Item	Scale	Profile Line	Scale	n	av.	md	dev.
2.1) Instructor created an environment that was conducive to learning.	STRONGLY DISAGREE		STRONGLY AGREE	n=10	av.=3.50	md=3.50	dev.=1.58
2.2) Instructor gave clear explanations.	STRONGLY DISAGREE		STRONGLY AGREE	n=10	av.=3.40	md=4.00	dev.=1.58
2.3) Instructor used helpful examples and illustrations.	STRONGLY DISAGREE		STRONGLY AGREE	n=10	av.=3.50	md=4.00	dev.=1.51
2.4) Instructor consistently followed grading criteria.	STRONGLY DISAGREE		STRONGLY AGREE	n=10	av.=4.30	md=4.50	dev.=0.82
2.5) Instructor provided useful feedback.	STRONGLY DISAGREE		STRONGLY AGREE	n=10	av.=3.10	md=3.50	dev.=1.52
2.6) Instructor provided timely feedback.	STRONGLY DISAGREE		STRONGLY AGREE	n=10	av.=4.00	md=4.00	dev.=1.25
2.7) Instructor made herself or himself available for assistance outside of class.	STRONGLY DISAGREE		STRONGLY AGREE	n=10	av.=4.20	md=4.50	dev.=1.03

## 3. Course Evaluation

Item	Scale	Profile Line	Scale	n	av.	md	dev.
3.1) Outside class activities (readings, assignments, homework, problem sets, etc.) helped me to understand the subject.	STRONGLY DISAGREE		STRONGLY AGREE	n=10	av.=3.00	md=3.00	dev.=1.56
3.2) In-class activities (lecture, discussion, handouts, group-work, etc.) contributed to my understanding of the subject.	STRONGLY DISAGREE		STRONGLY AGREE	n=10	av.=3.20	md=3.00	dev.=1.55
3.3) This course challenged me intellectually.	STRONGLY DISAGREE		STRONGLY AGREE	n=10	av.=4.10	md=4.00	dev.=0.88
3.4) Course grading criteria were communicated clearly.	STRONGLY DISAGREE		STRONGLY AGREE	n=10	av.=3.40	md=4.00	dev.=1.78
3.5) Course objectives were met.	STRONGLY DISAGREE		STRONGLY AGREE	n=10	av.=3.90	md=4.00	dev.=0.88

## 4. Additional Questions

Item	Scale	Profile Line	Scale	n	av.	md	dev.
4.1) Instructor encouraged participation.	STRONGLY DISAGREE		STRONGLY AGREE	n=10	av.=3.40	md=3.00	dev.=1.35
4.2) Instructor was respectful to students.	STRONGLY DISAGREE		STRONGLY AGREE	n=10	av.=3.80	md=4.50	dev.=1.62
4.3) Examinations were a good test of my knowledge.	STRONGLY DISAGREE		STRONGLY AGREE	n=10	av.=3.40	md=3.50	dev.=1.65
4.4) Overall, considering its content, design and structure, this course was excellent.	STRONGLY DISAGREE		STRONGLY AGREE	n=10	av.=3.00	md=3.00	dev.=1.49
4.5) Instructor was an effective teacher.	STRONGLY DISAGREE		STRONGLY AGREE	n=10	av.=3.40	md=3.50	dev.=1.65

# Comments Report

---

## 5. Open Response

<sup>5.1)</sup> What do you consider to be the greatest **STRENGTH** of the **INSTRUCTOR**?

- He is quite knowledgeable about these topics
- Knows a lot about the subject
- Nothing
- Todd young broke down the material well. He gave clear explanations, even if he was a bit monotonous.
- Zach Newcomb did as good of a job as he could have in his given position. I believe that he did a good job returning assignments on time and doing the lectures.
- giving great explanations o how the code works and having real world experiance

5.2) What do you consider to be the greatest **WEAKNESS** of the **INSTRUCTOR**? Suggestions for improvement?

- 0 projects all assignments related to lecture
- Did not give a syllabus, grades somewhat harshly, does not use blackboard so it is hard to keep track of grades especially since it is group homework. Review sessions before exams would be helpful. Some codes/examples in the notes are wrong.
- He did not use blackboard, so it's basically impossible to see your grade or progress. Should use it in the future.
- I wish there were more connections made between previous lectures.
- Nothing
- Too old and disconnected from modern means of teaching to be teaching a technology based class
- Unwillingness to adapt and change his class. For a class that is supposed to teach you to use matlab, the lack of feedback and actual explanation for these things made it very hard to understand how to use it.

5.3) What do you consider to be the greatest **STRENGTH** of the **COURSE**? (texts, content, etc.)?

- Lectures are posted
- Nothing
- Teaching me real world mat lab skills.
- The course built upon itself a lot. I was happy to see that it pulled a lot of information from other courses as well.
- Weekly Homework time
- knowing to use Matlab

5.4) What do you consider to be the greatest **WEAKNESS** of the **COURSE**? Suggestions for improvement?

- Homework does not reflect what is on the exams
- I don't get why we can't see our grades in any way. There also needs to be a grading scale posted on the syllabus that shows the score for each letter grade. It also shouldn't be right that no formula sheet, notes, or any information of any kind may be used on the exams. I took diff eq with Dr Young during covid, and he allowed notes, formula sheet, other students, and his textbook to be used on the exams. Fellow students told me this was the same case in previous semesters for this course.
- Nothing
- Textbook needs to be changed, is hard to read and understand and does not teach actual programming, only math that you need programming to do.
- The tests were memory based, did not really test knowledge. I would say that he should allow the use of a formula sheet, and then ask more challenging or application questions.
- The textbook he wrote himself lacks in example, and explanation, and the exams were not an accurate representation of the homework and what we learned in class.
- grading and exams were hard